



2024 OUTLANDER SE 2.5 2WD
4-DOOR SUV
BLACK DIAMOND / BLACK

2.5L DOHC 4-CYLINDER DIRECT-INJECTION
CONTINUOUSLY VARIABLE TRANSMISSION
50-STATE EMISSIONS STANDARD

Mechanical Features

- 2.5L DOHC 4-cylinder Direct-Injection
- 8-Speed Continuously Variable Transmission (CVT)
- Shift by wire
- Paddle shifters

Exterior Features

- LED low and high beam headlights
- LED fog lights
- LED daytime running lights
- Automatic headlights
- Body-colored side mirrors w/ LED turn indicators
- Power folding side mirrors
- Heated side mirrors
- Front rain-sensing wipers
- Handsfree Power liftgate with adjustable height
- Rear window defroster with timer
- Capless fuel filler
- 20-inch two-tone alloy wheels
- P255/45 R20 all-season tires
- Tire repair kit

Interior Features

- Leather-wrapped steering wheel
- Leather-wrapped shift knob
- 8-way power adjustable driver seat
- Heated front seats
- Synthetic leather suede seating surfaces
- 40:20:40 split type 2nd row seat with folding function
- 7 Passenger seating

Convenience Features

- 9.0" Navigation system with Smartphone-link Display Audio (SDA)
- Wireless Apple CarPlay®
- Google Android Auto®
- SXM All Access and SXM Traffic & Travel Link with 90-day subscription
- HD Radio®
- 6 speakers
- Bluetooth® wireless technology
- Steering wheel audio and phone controls
- Steering wheel voice recognition control
- Rear 1x USB-C and 1x USB-A
- Front 1x USB-C and 1x USB-A
- Multi-view camera system
- Drive mode selector (Tarmac, Gravel, Snow, Normal, Eco)
- Dual-zone automatic climate control
- FAST-Key entry system w/ push button start

Safety & Security

- Anti-lock Braking System (ABS) with Electronic Brakeforce Distribution (EBD) and brake assist
- Electronic parking brake with auto hold
- Active Stability Control (ASC)
- Hill Start Assist (HSA)
- Trailer Stability Assist (TSA)
- Tire Pressure Monitoring System (TPMS) with tire fill

Safety & Security (cont'd)

- notification
- Automatic High Beam (AHB)
- Forward Collision Mitigation (FCM) with pedestrian detection
- Driver Attention Alert (DAA)
- MI-PILOT Assist w/ Navii-link
- Cruise Control (ACC) with Stop & Go
- Keep Assist (LKA)
- Departure Prevention (LDP)
- Sign Recognition (TSR)
- Blind Spot Warning (BSW) w/ Lane Change Assist (LCA)
- Rear Cross Traffic Alert (RCTA)
- Rear Automatic Emergency Braking (Rear AEB)
- Lane Departure Warning (LDW)
- Front parking sensors
- Rear parking sensors
- Advanced dual-stage front airbags
- Driver and passenger SRS knee airbags
- Side curtain SRS airbags
- Rear outer-board seat-mounted SRS side airbags
- Front seat-mounted SRS Center airbag
- Adjustable front seat shoulder belt anchors
- Three-point seatbelts with pretensioner for driver, passenger, outer sides of 2nd row seat
- LATCH (Lower Anchors and Tethers for Children) for 2nd row
- Seatbelt reminder for all seating positions
- Child safety rear door locks
- Anti-theft alarm system
- Anti-theft engine immobilizer
- Rear seat alert

Additional Equipment

- Black Diamond Paint **\$595.00**
- Full Tank of Gas **INCLUDED**
- Mitsubishi Connect Subscriptions **INCLUDED**
 - 24-month trial from the date of vehicle delivery (enrollment required)
 - Safeguard Services
 - Remote Services

Mitsubishi Motors Confidence™ **INCLUDED**

- 10-Year/100,000-Mile Limited Powertrain Warranty
- 5-Year/Unlimited-Mile Roadside Assistance
- 2-Year/30,000-Mile Limited Maintenance (3 Oil Changes, 3 Tire Rotations and 1 Cabin Filter)
- See Participating Retailer for Details

SE Tech Package **\$2,300.00**

- 12.3" Full Digital Driver Display
- Bose Premium Sound System with 10 Speakers
- Power Panoramic Sunroof
- Auto-Dimming Rearview Mirror

Tonneau Cover **\$205.00**

Wheel Locks & Lug Nuts (Black) **\$260.00**

Chrome Hood Emblem **\$140.00**

Welcome Package **\$175.00**

- Touch Up Paint Pen (Body Color)
- Console Tray Mat
- Floor Mats, Carpet
- Vehicle Manuals Binder

EPA DOT Fuel Economy and Environment



Fuel Economy

27 MPG
combined city/hwy
24 city
31 highway


Small SUVs range from 14 to 123 MPG.
The best vehicle rates 140 MPGe.

You spend \$250 more in fuel costs over 5 years compared to the average new vehicle.

Annual fuel cost

\$2,000

Fuel Economy & Greenhouse Gas Rating (tailpipe only)



This vehicle emits 327 grams CO₂ per mile. The best emits 0 grams per mile (tailpipe only). Producing and distributing fuel also create emissions; learn more at fueleconomy.gov.

Actual results will vary for many reasons, including driving conditions and how you drive and maintain your vehicle. The average new vehicle gets 28 MPG and costs \$9750 to fuel over 5 years. Cost estimates are based on 15000 miles per year at \$3.60 per gallon. MPGe is miles per gasoline gallon equivalent. Vehicle emissions are a significant cause of climate change and smog.

fueleconomy.gov

Calculate personalized estimates and compare vehicles



10-year LIMITED POWERTRAIN WARRANTY

10 YEAR / **100,000** MILE POWERTRAIN

7 YEAR / **100,000** MILE ANTI-CORROSION/PERFORATION

5 YEAR / **UNLIMITED** MILE BUMPER-TO-BUMPER ROADSIDE ASSISTANCE

*See participating Retailer for Limited Warranty and Roadside Assistance terms and conditions.

Parts Content Information

For vehicles in this carline:

U.S./Canadian Major Sources of Parts Content: **JAPAN 85%**

Foreign Parts Content: **4%**

For this vehicle:

Final Assembly Point: **OKAZAKI, JAPAN**

Country of Origin: **JAPAN**

Engine: **JAPAN**

Transmission: **JAPAN**


Note: Parts content does not include final assembly, distribution, or other non-parts costs.

GOVERNMENT 5-STAR SAFETY RATINGS


This vehicle has not been rated by the government for overall vehicle score, frontal crash, side crash, or rollover risk.

Source: National Highway Traffic Safety Administration (NHTSA).

www.safercar.gov or 1-888-327-4236



MITSUBISHI MOTORS



VIN : JA4J3VA65RZ006411

Method of Transport: TRUCK

Plant/Port of Entry: JACKSONVILLE,FLRoute Code : TPF

Cumulative Accessory Weight is 14.5 lbs

Gasoline, license and title fees, applicable federal, state and local taxes and dealer and distributor installed options and accessories are not included in the manufacturer's suggested retail price. This label has been applied to this vehicle pursuant to federal law and cannot be moved or altered prior to delivery to the ultimate purchaser.

Visit us at www.mitsubishicars.com

Cumulative Accessory Weight is 14.5 lbs